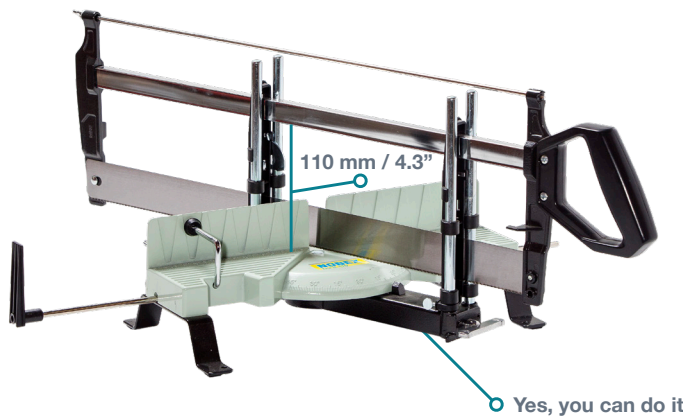


## DO-IT

A good start for your woodworking project



Yes, you can do it

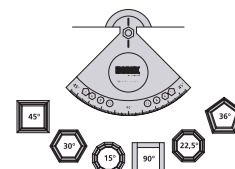
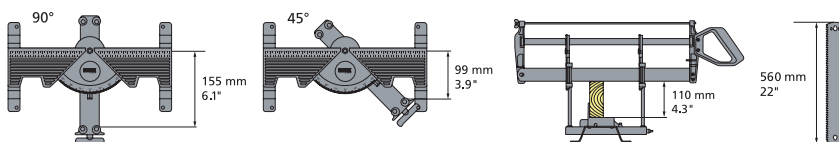
### NOBEX DO-IT MITRE SAW

The Do-It model is based on the Proman saw and is Nobex's entry level miter saw. It features preset angles at many popular frame positions. It cuts 110 mm high and makes 4, 5, 6, 8, and 12 sided frames. The model uses the same saw blades as the Proman, with toothing for plastic, metal and fast cutting of wood. You get great precision for a small investment.

#### SPECIAL FEATURES

##### YES YOU CAN DO IT!

- ✓ Perfect for beginners, great precision for a small investment
- ✓ Automatic saw suspension for easy positioning of workpiece
- ✓ Preset locking. Quick and accurate for 4, 5, 6, 8, 12 sided frames and 90° cuts
- ✓ Easy to use and to store
- ✓ Hard point toothed, long-life, replaceable sawblade



#### TECHNICAL DATA

**Table length:** 350 mm  
**Cut height:** 110 mm (workpiece)  
**Clamp:** 1 Screw clamp  
**Total weight:** 2.535 kg  
**Standard blade:** 18 tpi

SKU: 22207

